

Balloon

Pos.

Qty.

B

C

D

E

F

G

This drawing belongs to IFI Industrial Furnaces INSERTED part, carefully review the drawing and clarify all doubts. or reproduced without authorization.

Nº	MATERIAL	QTY
1	PIPE 2.1/2" SCH-10S ASTM A312 TP-316L (SEAMLESS)	20m
2	ELBOW 90° DN65 THICKNESS 2.9MMS RADIUS 3D BW ASTM A312 TP-316L	8
3	WN FLANGE DN65 PN16 DIN2633 BW ASTM A312 TP-316L	12
4	GASKET DN65 PN16 3MMS DIN2690 KLINGERSIL C-4430	6
5	HEXAGONAL BOLT M16 x 70 A2-80 DIN 933	24
6	HEXAGONAL NUT M16 A2-80 DIN 934	24
7	WASHER M8 A2-80 DIN 127	48

A

B

C

D

E

F

G

H

SPOOL #1

SPOOL #2

SPOOL #3

SPOOL #5

SPOOL #4

UNSPECIFIED WELDS:

70%

JOINT WITHOUT BEVEL

40%

JOINT WITH BEVEL

70%

50-100

70%

50-100

REINFORCEMENT JOINT

80%

PIPE/PROFILE JOINT

40%

40%

PLATE SPLICING

Note: Percentage (%) of the weld in relation to the smallest section of the weld joint.

Non-individual tolerances according to DIN 7168.

Angular Tolerance	Nominal Dimension	0-10	10-50	50-120	120-400	>400	
	Angular Tolerance	±1°	±0,5°	±0,33°	±0,16°	±0,083°	
Linear Tolerance	Nominal Dimension	0-6	6-30	30-120	120-315	315-1000	>1000
	Linear Tolerance	±0,1	±0,2	±0,3	±0,5	±0,8	±1,2

Drawn 3D:
Brajan IDDTEK.

Drawn 2D:
Brajan IDDTEK.

Date:
1/12/2025

1st Dihedral

ISO 5456-2

Designation:
Oxygen Route
Equipment:
TMT (FVRB-2,7-25)

Rev.
C

N° Drawing:
2558-3323-TMT-ESR30

Scale
1:40

Weight (kg)

Sheet
1 of 3

Format
A2

insertec

Furnaces & Refractories

Balloon
Pos.
Qty.

B

C

D

E

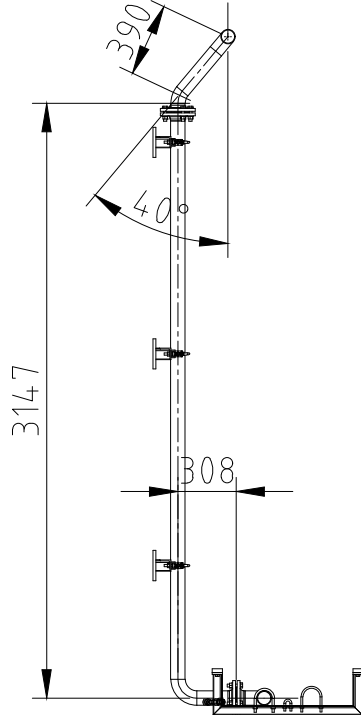
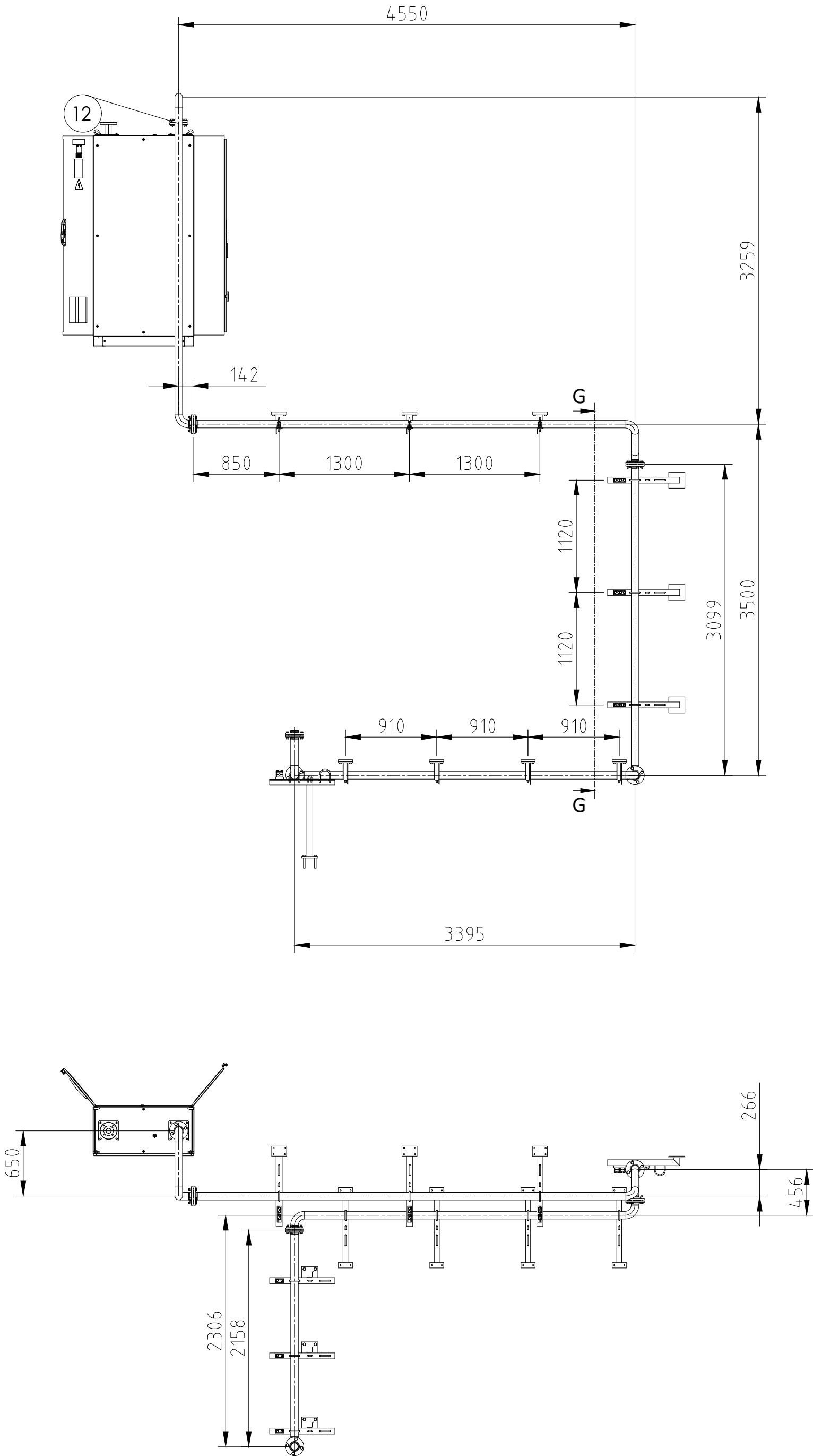
F

G

This drawing belongs to IFI Industrial Furnaces INSERTED part, carefully review the drawing and clarify all doubts.

Before manufacturing this part, carefully review the drawing and clarify all doubts.

This drawing belongs to IFI Industrial Furnaces INSERTED part, carefully review the drawing and clarify all doubts.



SECCIÓN G-G

UNSPECIFIED WELDS:

70% JOINT WITHOUT BEVEL
40% JOINT WITH BEVEL
70% 50-100 REINFORCEMENT JOINT
80% PIPE/PROFILE JOINT
40% 40% PLATE SPLICING

Note: Percentage (%) of the weld in relation to the smallest section of the weld joint.

Non-individual tolerances according to DIN 7168.						Drawn 3D: Brajan IDDTEK.	
Angular Tolerance	Nominal Dimension	0-10	10-50	50-120	120-400	>400	Drawn 2D: Brajan IDDTEK.
	Angular Tolerance	±1°	±0,5°	±0,33°	±0,16°	±0,083°	
Linear Tolerance	Nominal Dimension	0-6	6-30	30-120	120-315	315-1000	Date: 1/12/2025
	Linear Tolerance	±0,1	±0,2	±0,3	±0,5	±0,8	

Designation:
Oxygen Route

Equipment:
TMT (FVRB-2,7-25)

Rev. C

N° Drawing:
2558-3323-TMT-ESR30

Scale 1:40	Weight (kg)	Sheet 2 of 3	Format A2
---------------	-------------	-----------------	--------------

insertec
Furnaces & Refractories

1st Dihedral

ISO 5456-2

A

B

C

D

E

F

G

H

Balloon
Pos.
Qty.

B

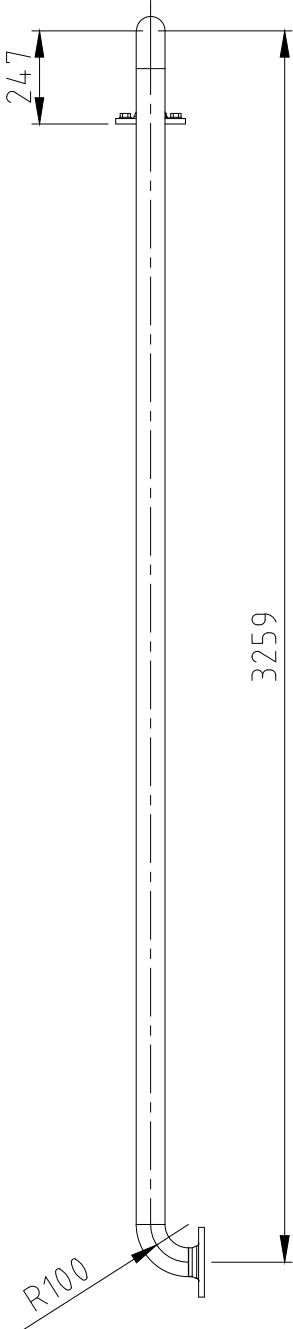
C

D

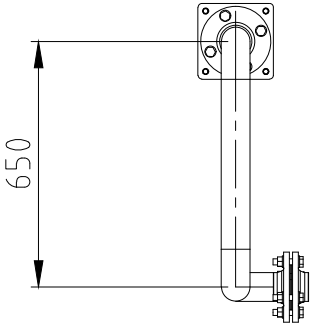
E

F

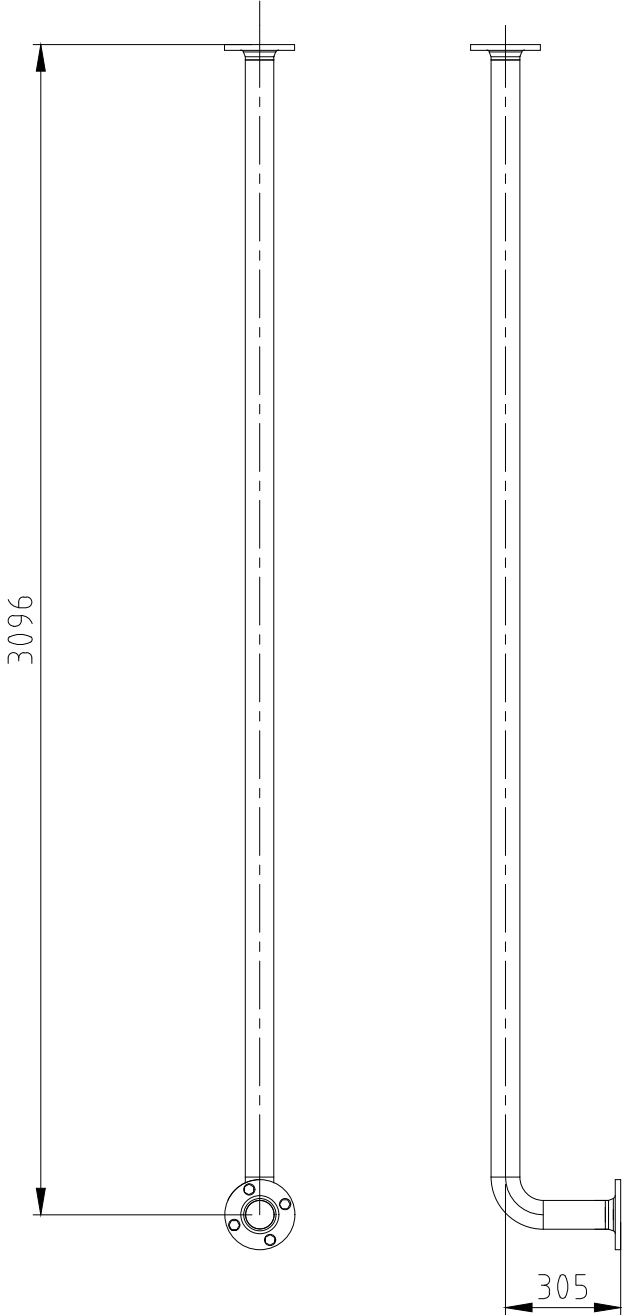
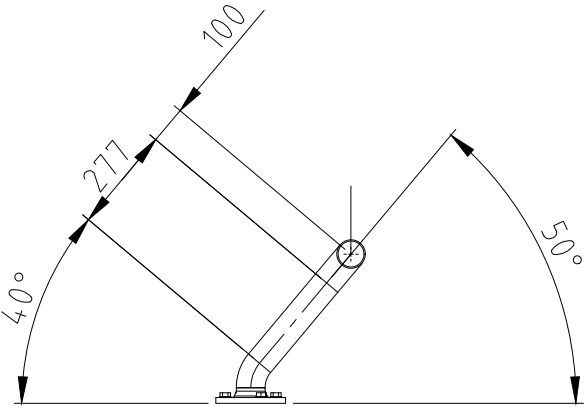
G



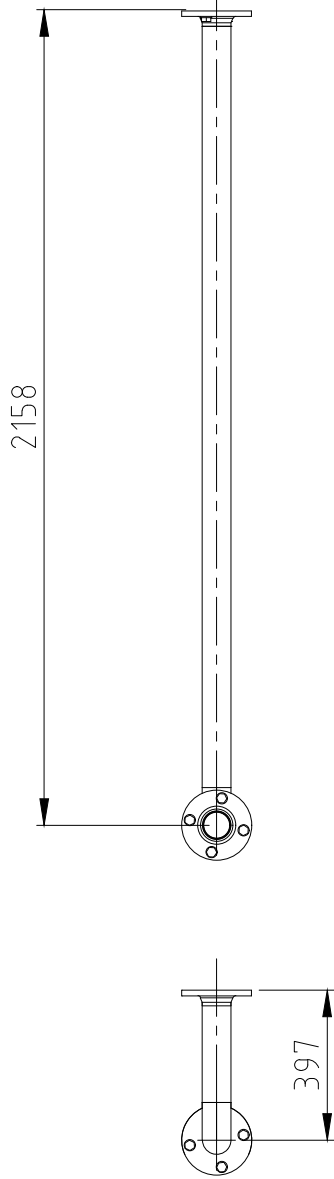
SPOOL #1




SPOOL #2



SPOOL #3



SPOOL #5



SPOOL #4

UNSPECIFIED WELDS:

Note: Percentage (%) of the weld in relation to the smallest section of the weld joint.

Non-individual tolerances according to DIN 7168.						Drawn 3D: Brajan IDDTEK.	
Angular Tolerance	Nominal Dimension	0-10	10-50	50-120	120-400	>400	
	Angular Tolerance	±1°	±0,5°	±0,33°	±0,16°	±0,083°	
Linear Tolerance	Nominal Dimension	0-6	6-30	30-120	120-315	315-1000	>1000
	Linear Tolerance	±0,1	±0,2	±0,3	±0,5	±0,8	

Designation:
Oxygen Route
Equipment:
TMT (FVRB-2,7-25)

Rev.
C

Date:
1/12/2025

N° Drawing:
2558-3323-TMT-ESR30

Scale
1:20

Weight (kg)

Sheet
3 of 3

Format
A2

1st Dihedral

ISO 5456-2

This drawing belongs to IFI Industrial Furnaces INSERTED part, carefully review the drawing and clarify all doubts.
Before manufacturing this part, carefully review the drawing and clarify all doubts.
and must not be used or reproduced without authorization.